



SWAGTRON®

Hands Free Smart Board

USER MANUAL

Thank you for your purchase of the SWAGTRON® T1 Hands Free Smart Board by SWAGTRON®!

You're about to take the next step in the evolution of transportation. The SWAGTRON® takes the fun of a skateboard, the ease of an electric scooter, and tops it off with an extra bit of swag.

To ensure your safety and the safety of others, please read and follow the guidelines in this User Manual carefully and thoroughly before riding.

If you have any questions regarding the SWAGTRON®, contact us at 1-844-299-0625 for further assistance.

Happy Riding!

-The SWAGTRON® Team

SWAGTRON® T1 User manual

Contents

I – GENERAL INFORMATION	---	6
1.1 ABOUT THE SWAGTRON®	---	6
1.2 WHAT'S IN THE BOX	---	7
1.3 WHAT'S NEW?	---	7
1.4 SAFETY NOTICE	---	8
1.5 IMPORTANT INFORMATION	---	9
1.6 DISPOSAL AT END-OF-LIFE	---	11
II – PRODUCT FEATURES	---	12
2.1 SWAGTRON® T1 DIAGRAM	---	12
2.2 SWAGTRON® SENTRYSHIELD™ - PATENTED MULTILAYERED PROTECTION	---	13
2.3 LEARNING MODE & STANDARD MODE	---	13
III – HOW TO RIDE	---	15
3.1 OPERATING STEPS	---	15
3.2 DIAGRAM OF OPERATION	---	17
3.3 CALIBRATION	---	18

IV - SAFE RIDING TECHNIQUES	---	20	
V - BATTERY INFORMATION	---	22	
5.1 CHARGING THE SWAGTRON®	---		22
5.2 BATTERY INDICATOR	---	23	
5.3 RANGE PER CHARGE	---	24	
5.4 SAFETY WARNINGS	---	25	
VI - MAINTENANCE	---	27	
6.1 CLEANING	---	27	
6.2 STORAGE	---	28	
6.3 TRANSPORTATION	---	28	
VII - SWAGTRON® SPECIFICATIONS	---		29
1 Year Limited Hardware Warranty	---		30

I - GENERAL INFORMATION

This User manual will guide you through the functions and usage of your SWAGTRON®. Before operating this vehicle, read all the instructions for safe assembly, charging and operation.

Please inspect the SWAGTRON® unit upon unpacking for any signs of physical damage or defects. Ensure that the SWAGTRON® unit is fully charged before calibrating and using.

To learn how to charge the SWAGTRON®, please see SECTION 5.1

If you have questions, or have misplaced the SWAGTRON® Manual or Safety Video, contact SWAGTRON® before you attempt to use or return your SWAGTRON® board.

1.1 ABOUT THE SWAGTRON®

The SWAGTRON® is a self-balancing, personal transporter that uses gyroscopic technology to revolutionize the way you travel. Steering and stopping are controlled by Dynamic Equilibrium all based on the shifting of your body weight. It's simple to operate, easy to control, and looks incredibly cool!

A zero emissions product, the SWAGTRON® is environmentally friendly and uses only the highest quality components and industry-leading safety features.

1.2 WHAT'S IN THE BOX

- + SWAGTRON® T1 Hands Free Smart Board
- + Charging Unit / Adapter
- + User manual
- + Rubber Bumper

1.3 WHAT'S NEW?

The SWAGTRON® Hands Free Smart Board contains the latest technology from SWAGTRON®, including all new features that make riding safer and more fun.

- + High grade aluminum wheels with superior traction tires.
- + Non-slip foot pedals for better riding.
- + Upgraded motor and gear stabilization at high speeds for tighter control and downhill traction.
- + Battery indicator
- + Learning Mode and Standard Mode allow you to tailor your riding experience.

Additional safety features make SWAGTRON® the most trusted brand for riders:



- + Patented “SWAGTRON® Sentryshield™” aluminum alloy housing provides multilayered protection to the battery, mainboard and gears from heat dispersion and fire hazards.
- + Incombustible plastic on the pads, wheels and overall housing of electronics.
- + Silicone coating used to seal the PCB board and connections to protect against moisture and heat.
- + Smart Battery Management within “SWAGTRON® Sentryshield™” system protects the SWAGTRON® from overheating or damage to the battery from overcharging.
- + Open wheel well design allows for better wheel rotation clearance and maintenance.

1.4 SAFETY NOTICE

The SWAGTRON® has been designed with the utmost safety in mind for its riders. Extra precautions have been taken to protect the user from product hardware malfunctions through our meticulous design and engineering. However, like any riding product, the SWAGTRON® has inherent hazards associated with its use (for example: losing control, falling off or riding it into a hazardous situation). Therefore it is important to read and follow all instructions and warnings in the User Manual and use good judgment in order to ride safely.

PARENTAL/ADULT SUPERVISION IS NECESSARY WITH CHILDREN UNDER 13 FOR UTMOST SAFETY. SWAGTRON CAN BE USED BY CHILDREN AGED FROM 8 YEARS AND ABOVE AND PERSONS WITH REDUCED PHYSICAL, SENSORY OR MENTAL CAPABILITIES OR LACK OF EXPERIENCE AND KNOWLEDGE IF THEY HAVE BEEN GIVEN SUPERVISION OR INSTRUCTION CONCERNING USE OF THE SWAGTRON IN A SAFE WAY AND UNDERSTAND THE HAZARDS INVOLVED.

- Children shall not play with the appliance.

- Cleaning and user maintenance shall not be made by children without supervision.

By riding the SWAGTRON®, the user acknowledges and accepts personal responsibility of all risks associated



with the use of the SWAGTRON® Hands Free Smart Board, which may include, but are not limited to, muscle injuries, broken bones, lacerations, or other serious injuries that may be sustained while using the SWAGTRON®.

IF YOU ARE EVER IN AN ACCIDENT, PLEASE CONTACT EMS / DIAL 911 IMMEDIATELY.

Maximum Weight	220 lbs / 100 kg
Minimum Weight	44 lbs / 20 kg
Maximum Speed	8 MPH / 12.8 km/h
Max Incline	30°

Please see SECTION IV for safe riding techniques and additional safety information.

1.5 IMPORTANT INFORMATION



TO PREVENT ELECTRIC SHOCK, MATCH THE WIDER PRONG OF PLUG TO WIDE SLOT IN OUTLET. FULLY INSERT.



FCC Regulations state that any unauthorized changes or modifications to this equipment not expressly approved by the manufacturer could void the user's authority to operate this equipment.



This product satisfies FCC Regulations when shielded cables and connectors are used to connect the unit to other equipment. To prevent electromagnetic interference with electric appliances such as radios and televisions, use shielded cables and connectors for connections.

DECLARATION OF CONFORMITY:

This device complies with Part 15 of the FCC Rules.

Operation is subject to the following two conditions: (1) This device may not cause harmful interference, and (2) this device must accept any interference received, including interference that may cause undesired operation.

FCC RELATED INFORMATION:

This equipment has been tested and found to comply with the limits for a Class B digital device, pursuant to Part 15 of the FCC Rules. These limits are designed to provide reasonable protection against harmful interference in a residential installation. This equipment generates, uses, and can radiate radio frequency energy and, if not installed and used in accordance with the instructions, may cause harmful interference to radio communications. However, there is no guarantee that interference will not occur in a particular installation. If this equipment does cause harmful interference to radio or television reception, which can be determined by turning the equipment off and on, the user is encouraged to try to correct the interference by one or more of the following measures:

- + Reorient or relocate the receiving antenna.
- + Increase the separation between the equipment and receiver.
- + Connect the equipment into an outlet on a circuit different from that to which the receiver is connected.
- + Consult the dealer or an experienced radio/TV technician for help.

The manufacturer is not responsible for any radio or TV interference caused by unauthorized modifications to this equipment. Such modifications could void the user's authority to operate the equipment.

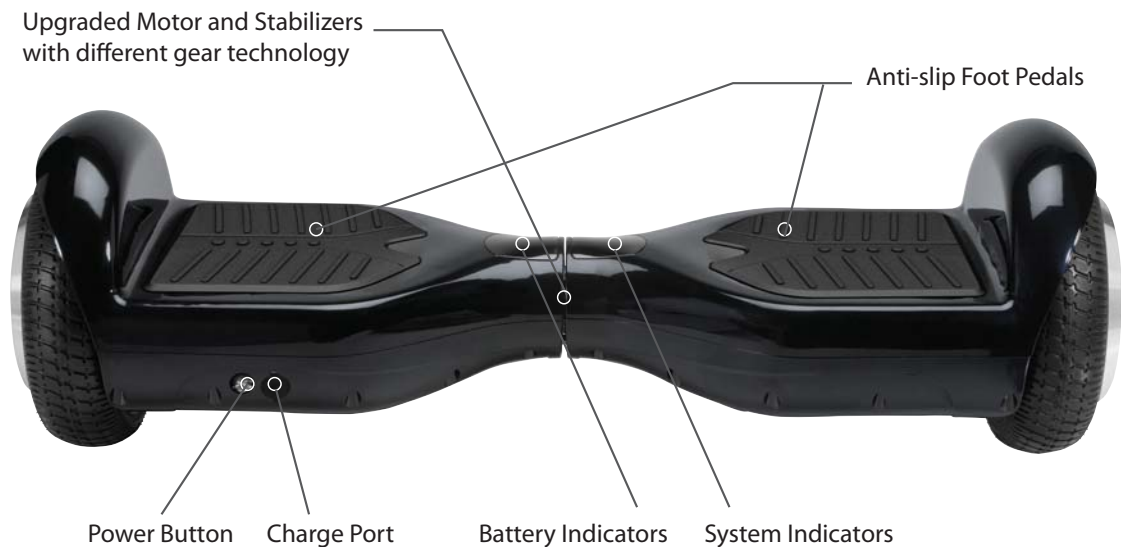
1.6 DISPOSAL AT END-OF-LIFE

This product must not be disposed of by incineration, landfilling, or mixing with household trash. Improper disposal of the battery contained within this product may result in the battery heating up, rupturing, or igniting which may cause serious injury. The substances contained inside the battery present chemical risks to the environment. The recommended disposal for any Swagtron® at its end-of-life is to dispose of the entire unit at or through an e-Waste recycling center, program, or facility. Local regulations and laws pertaining to the recycling and disposal of lithium ion batteries and/or products containing them will vary according to country, state, and local governments. You must check laws and regulations corresponding to where you live in order to properly dispose of the battery and/or unit. It is the user's responsibility to dispose of their waste equipment properly with accordance with local regulations and laws.

For additional information about where you should drop off your batteries and electrical or electronic waste, please contact your local or regional waste-management office, your household waste disposal service, or your point-of sale.

II - PRODUCT FEATURES

2.1 SWAGTRON® T1 DIAGRAM



2.2 SWAGTRON® SENTRYSHIELD™ – PATENTED MULTILAYERED PROTECTION

Your safety is our top priority. That's why the SWAGTRON® utilizes a premium quality lithium ion battery pack that is specifically designed for your hands free smart board. We've also added multilayered protection to give you peace of mind.

The housing for the "SWAGTRON® Sentryshield™" is made of aluminum, which provides an airtight seal enclosing the battery. This adds a level of protection for the mainboard from overheating. A protective silicone gel layer on the PCB mainboard maintains consistent temperatures and avoids short circuiting.

Topping it all off is a Smart Battery Management System (BMS) that constantly monitors the following areas for your utmost safety:

- + Overvoltage
- + Temperature increases
- + Overcharging of the battery
- + Overcurrent and short circuit protection

For more information on the battery specifications, see SECTION V.

2.3 LEARNING MODE & STANDARD MODE

The SWAGTRON® includes two riding modes in order to provide both new and expert riders the best experience

possible.

To switch between modes, hold the POWER button for 3 seconds until you hear the beep.

Mode	Comment
Learning Mode	Ideal for new or inexperienced riders. Governs the maximum speed of the SWAGTRON® so you can practice balancing and general movement.
Standard Mode	Experienced riders only. This removes the learning mode restriction and allows the SWAGTRON® to reach maximum speeds.

III – HOW TO RIDE

Get ready to ride with swag! The below instructions will ensure that you have a comfortable and safe riding experience with your SWAGTRON® unit. Please read it carefully as this information is very important.

3.1 OPERATING STEPS

Before you begin operation, charge your SWAGTRON® unit with the included power adapter. Charge time can take up to 2–3 hours. For detailed information on how to charge your SWAGTRON®, see Section 5.1

1. Press the POWER BUTTON to turn on your SWAGTRON® unit.
2. Step on one PEDAL to trigger the foot-switch. The system will enter self-balancing mode. Then step on the second pedal with your other foot quickly.
3. Stand upright but relaxed. Do not make any sudden or jerking movements.

The SWAGTRON® has 4 sensors below the pedals. When



Step 1

Press the Power Button to turn on your Swagtron.



Step 2

Step on one PEDAL to trigger the foot-switch. System will enter self-balancing mode with system indicator light flashing.

the rider steps on a pedal, the SWAGTRON® will adjust itself to balance automatically.

If the SWAGTRON® does not enter self-balancing mode when triggering the foot-switch, the warning LED will light up. DO NOT operate the SWAGTRON® under these conditions. Please wait a few minutes and try again.



If you are on a slope, move the SWAGTRON® to a flat area. If you are still receiving the warning light, contact SWAGTRON® technical support immediately.



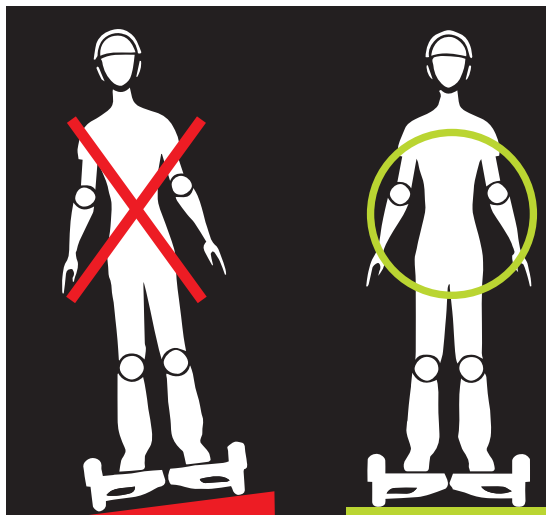
NOTE:

When riding the SWAGTRON®, you must make sure both feet are touching the pedals for proper detection. Do not put other objects on the pedals, as it could cause the system to lock or self-drive.



NOTE:

- + Do not tilt forward or backwards beyond 10 degrees, as the unit may malfunction.
- + The SWAGTRON® will not function if your unit flips upside down.
- + Avoid uneven or rocky surfaces as the SWAGTRON® may not function properly.
- + Avoid hills or slopes of more than 30 degrees incline.



+ When the operator exceeds the maximum speed, the SWAGTRON® will sound a warning alarm.

3.2 DIAGRAM OF OPERATION

The SWAGTRON® self-balances and moves because of Dynamic Equilibrium. This is generated by the shifting of your body weight and uses an internal gyroscope with acceleration sensors to move based on your center of gravity. When you lean forward, it will sense your actions and accelerate. When you need to turn, slow down and gently shift the weight on your left or right foot to turn towards the opposite direction.

MOVE FORWARD

Shift your weight forward to move directly ahead.

STOP

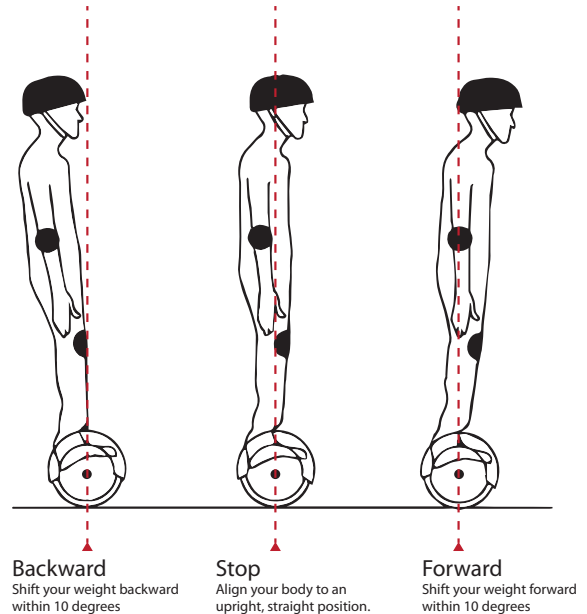
Align your body to an upright, straight position.

TURNING LEFT

Shift your weight slightly on the RIGHT PEDAL to turn left.

TURNING RIGHT

Shift your weight slightly on the LEFT PEDAL to turn right.



STEPPING OFF THE SWAGTRON®

Make sure the SWAGTRON® is completely stopped, then step back with dominant foot, then quickly step off with the other foot. Please be careful!

CAUTION

The SWAGTRON® has an inertial dynamic stabilization system that keeps you upright. However, it will stop detecting you if you lean too far left or right or if you take a foot off of the board. Slow down before turning or you will fall off and be injured.

NOTE:

- + Avoid turning suddenly when riding fast, as this may result in accidents.
- + Avoid riding sideways or turning on slopes. The self-balancing sensors may malfunction and may require recalibration.
- + Do not step on the center pivot point of the SWAGTRON®.
- + If the T1 flips over or rotates more than 180 degrees, motor and riding capability will be disabled. To restore normal functions, power off the unit then and power the unit back on. After this, continue to ride as normal.

3.3 CALIBRATION

If your SWAGTRON® seems to pull to the left or right during your ride, you may need to recalibrate its sensors. The process requires a flat stable surface and optionally a level (available at any hardware store.)



Swagtron T1 Hands Free Smart Board

1. Power your SWAGTRON® off.
2. Rotate the SWAGTRON® until both wheel bases are level to the ground. We recommend using a level for best results.
3. While the SWAGTRON® remains level, hold the POWER BUTTON down to turn on the unit and keep holding the button down.
4. Wait an additional 3 seconds and you will hear a single beep. Release the POWER BUTTON and the front LEDs will begin flashing.
5. Press the POWER BUTTON again to turn the SWAGTRON® off.
6. Once again, press the POWER BUTTON to turn on your newly calibrated SWAGTRON® unit.

If the SWAGTRON® is still not calibrated correctly, repeat step 1 to 6 or contact customer support for additional assistance.

IV – SAFE RIDING TECHNIQUES

We sincerely hope every operator can ride the SWAGTRON® safely. Think back to when you first learned to ride a bike, drive a car, or skateboard.

Although the SWAGTRON® is designed with gyroscopic balancing technology in order to maintain maximum stability, it is still possible to “override” the SWAGTRON® and tip over when riding too fast for the conditions. Following these techniques can help ensure that you have a safe, fun riding experience on the SWAGTRON®.

CAUTION

- + SWAGTRON® highly recommends wearing appropriate clothing and safety gear including knee pads, elbow pads, wrist braces, and an ASTM F1492 approved helmet for ALL riders of ALL ages at ALL times. Remember asfety before Swag!
- + When going through doorways, remember that you are four inches (10 cm) taller on the SWAGTRON®.
- + Avoid wearing anything that can drape over or get caught into/under the wheels.
- + Wear flat shoes to maintain flexibility and stability.
- + Make sure your feet are always on the pedals. Taking your feet off the SWAGTRON® while riding is incredibly dangerous.
- + Ride on even pavement or smooth roads. Relax your legs while riding, knees slightly bent. This helps maintain balance when you encounter uneven grounds.
- + Ensure the vehicle speed is safe to yourself and others, and be ready to stop at any time.
- + When riding near others, keep a safe distance to avoid collisions.

- + Be alert to your surroundings in order to ensure a safe ride. Your eyes are your best tool to safely avoid obstacles and slippery surfaces.
- + Stay in open spaces and flat areas. Avoid steep slopes or high traffic areas until you're familiar with riding.
- + The SWAGTRON® can only support the weight of one person at a time.
- + Remember, only ride the SWAGTRON® where it is permitted. You MUST comply with local laws and give way to pedestrians.



WARNING:

- Never ride at high speeds on uneven terrain or slopes.*
- Never perform stunts or turn abruptly without checking your surroundings.*
- Never carry one or more passengers on the SWAGTRON® with you.*
- Never carry heavy items while riding.*
- Never ride in the rain, dark, or dimly lit areas.*
- Never use the SWAGTRON® to do anything that may cause personal injury or property damage.*
- Never ride backwards for long distances or at high speeds.*
- Never step off the SWAGTRON® when it is in motion.*
- Never place anything on the rider detection pads except your feet. Doing so could interfere with the Rider Detection system and may allow the SWAGTRON® to travel on its own, risking collision with a person or property and causing injury or damage.*
- Never operate your SWAGTRON® near flammable vapor, liquids, dust, or other fire hazards.*
- Never ride your SWAGTRON® after consumption of alcohol, drugs, or while intoxicated. You can be arrested for drunk driving.*

FAILURE TO USE COMMON SENSE AND HEED THE ABOVE WARNINGS INCREASES THE RISK OF SERIOUS INJURY, OR IN VERY RARE CASES, DEATH. USE WITH APPROPRIATE CAUTION AND SERIOUS ATTENTION TO SAFE OPERATION.

V – BATTERY INFORMATION

Item	Parameters
Battery Type	Lithium-Ion Battery Pack
Charging Time	2–3 Hours
Voltage	37V
Weight	~ 2.6 lbs / < 1.2 kg
Working Temperature	5°F ~ 122°F (-15°C ~ 50°C)
Charging Temperature	32°F ~ 104°F (0°C ~ 40°C)
Dimensions	158 x 88.5 x 59.5 mm
Storage Humidity	65±20%RH

5.1 CHARGING THE SWAGTRON®

For the safety of yourself and others and to extend the battery's life, please be sure to observe the following instructions.

1. Plug the charger into a grounded wall outlet (100V–240V; 50–60Hz).
2. Verify that the green light is on, then plug the other end of the charging unit into the SWAGTRON®.
3. When the indicator light changes from red to green, the battery is fully charged.
4. Total charging time is approximately 2–3 hours.

Use only the charger provided with your SWAGTRON® unit. If you have lost or misplaced your charger, contact customer support to obtain a replacement.

During operation, if the system encounters an error or is being operated incorrectly, the SWAGTRON® will alert the operator through an alarm and indicator LEDs.

 NOTE:

- + When the battery is fully charged, please STOP CHARGING and unplug the unit.
- + Please keep your charging environment clean and dry.
- + If the charging port is damp or has any liquid on it, do not charge your SWAGTRON®.
- + In order for the battery to operate at maximum efficiency, avoid charging your SWAGTRON® in extremely hot or extremely cold environments.

DO NOT charge the battery in the following cases:

- + There is excessive odor or heat.
- + Leakage or physical damage.

Disassembly and battery maintenance should only be performed by an authorized professional. DO NOT touch or consume any substances leaking out of the battery. DO NOT allow children and animals to touch or consume the battery.

5.2 BATTERY INDICATOR

When the battery indicator is at the lowest level or starts flashing, you MUST cease operation of your

SWAGTRON® immediately.

 NOTE:

- + Indicators cannot be turned off.
- + Immediately stop riding the SWAGTRON® if the warning light is flashing. The unit may be unable to properly self-balance.
- + If the battery is overloaded, its temperature has become too hot. A short buzzer will sound and the System Indicator will begin to flash. Gradually slow down, get off, and power down the unit to allow it to cool down. Once the battery and unit have had time to cool down, the unit will power up as normal. If the problem persists, do not ride the unit and contact customer support immediately.

5.3 RANGE PER CHARGE

The average distance for which you can ride your SWAGTRON® on a full charge is between 7 to 12 miles. However, many factors need to be considered when determining the actual range per charge.

Factor	Comment
Speed and Riding Style	Keep a moderate, consistent speed. Frequent start, stops, acceleration, and deceleration will reduce riding range.
Topography	Rough terrains or slopes can decrease your range due to motor use. Ride on smooth or even roads for maximum performance.
Weight	The weight of the operator can influence your distance.

Factor	Comment
Temperature	Avoid too hot or too cold environments, as the motor will decrease power to protect itself.

If the battery voltage is too low or over-worked during operation, the SWAGTRON® will enter into power off mode after 15 seconds to protect the internal components from damage.

5.4 SAFETY WARNINGS

5.4.1 When Using the Battery



(1) Misusing the battery may cause the battery to get hot, rupture, or ignite and cause serious injury. Be sure to follow the safety rules listed below:

- + Do not place the battery in fire or direct contact with heat.
 - + Do not pierce the battery with sharp objects, strike the battery with a hammer, step on the battery, or otherwise subject it to strong impacts or shocks.
 - + Do not expose the battery to water or any liquids, or allow the battery to get wet.
- (2) Do not disassemble or modify the battery. The battery contains safety and protection devices which, if damaged, may cause the battery to generate heat, rupture or ignite.
- (3) Do not place the battery on or near fires, stoves, or other high-temperature locations. Do not place the battery in direct sunlight, or use or store the battery inside cars in hot weather. Doing so may cause the battery to generate heat, rupture or ignite. Using the battery in this manner may also result in a loss of performance and a shortened life expectancy.

(1) If the device is to be used by children, the caregiver should explain the contents of the user manual to the

 **CAUTION**

children. The caregiver should provide adequate supervision to ensure that the device is being used as explained in the user manual.

(2) Immediately discontinue use of the battery if, while using, charging, or storing the battery, the battery emits an unusual smell, feels hot, changes color, changes shape, or appears abnormal in any other way.

(3) Do not place the batteries in microwave ovens, high-pressure containers, or on induction cookware.

(4) In the event that the battery leaks and the fluid gets into one's eye, do not rub the eye. Rinse well with water and immediately seek medical care. If left untreated, the battery fluid could cause damage to the eye.

5.4.2 While Charging



(1) Be sure to follow the rules listed below while charging the battery. Failure to do so may cause the battery to become hot, rupture or ignite and cause serious injury.

When charging the battery, use a specified battery charger provided in the package.

Do not place the battery in or near fire, or under direct sunlight.

(2) Do not continue charging the battery if it does not recharge within the specified charging time. Doing so may cause the battery to become hot, rupture or ignite.

The temperature range within which the battery can be charged is 32°F ~ 104°F (0°C to 40°C). Charging the battery at temperatures outside of this range may cause the battery to become hot or to break. Charging the battery outside of this temperature range may also harm the performance of the battery or reduce the battery's life expectancy.

5.4.3 When Discharging the Battery

Do not discharge the battery using any device except for the specified device. When the battery is used in devices aside from the specified device it may damage the performance of the battery or reduce its life



expectancy, and if the device causes an abnormal current to flow, it may cause the battery to become hot, rupture or ignite and cause serious injury.



The temperature range within which the battery can be discharged is $-4^{\circ}\text{F} \sim 131^{\circ}\text{F}$ (-20°C to 55°C). Use of the battery outside of this temperature range may damage the performance of the battery or reduce its life expectancy.

VI – MAINTENANCE

Your SWAGTRON® needs to be maintained in order to always have the best riding experience. Follow the below tips and reminders to keep your SWAGTRON® running in top condition.



NOTE:

- + Always ensure the POWER is OFF and the unit is not being charged during maintenance.
- + Attempting to repair or modify your SWAGTRON® can void all warranties. Only authorized repair centers may open and service the SWAGTRON®.

Please contact SWAGTRON® support if you need assistance with your unit at 1-844-299-0625.

6.1 CLEANING

Proper cleaning of your SWAGTRON® can promote a longer lifespan and a smooth riding experience.

- + Wipe the outer body / shell of your SWAGTRON® with a soft, dry microfiber cloth.

- + Check around the wheels and ensure that there is no blockage. The SWAGTRON®'s design allows for easy wheel maintenance.
- + The SWAGTRON® can withstand splashes. However, do not submerge the SWAGTRON® in water.
- + Do not let water and liquids get into the SWAGTRON®'s electric parts or battery.

6.2 STORAGE

Below are some tips to consider when storing your SWAGTRON® unit.

- + Before storing your SWAGTRON®, fully charge the battery to avoid over discharging due to non-use.
- + Discharge and recharge the battery every three months.
- + Store your SWAGTRON® indoors at a dry and suitable temperature at 14°F ~ 122°F (-10°C to 50°C). DO NOT store it in an unheated garage or shed.

6.3 TRANSPORTATION



Lithium ion batteries are considered hazardous materials, therefore transportation is governed by federal, state and local laws.

International law prohibits the shipping of bare lithium ion batteries. If you are shipping your SWAGTRON®, you must ship it with the battery installed.

VII – SWAGTRON® SPECIFICATIONS

Item	Parameters
Net Weight	22 lbs
Dimensions	23 x 4 x 7 in
Chassis Height	1.18 in
Pedal Height	4.3 in
Chassis Material	ABS Hard Casing
Tire Material	Hard Rubber Tire / Aluminum Rimmed Wheels
Maximum Speed	8 MPH / 12.8 km/hr
Turning Radius	0°
Climbing Capacity	30°
Maximum Load	220 lbs / 100 kg
Minimum Load	44 lbs / 20 kg
Power	100V – 240V
Battery Type	Rechargeable Lithium Ion Battery
Battery Shielding	ADC10 Aluminum Alloy Casing
Charger Voltage	42Vdc, 2A
	Model SPS-T844202000-C8 manufactured by SHENZHEN DOKOCOM ENERGY TECHNOLOGY CO LTD (E307126) Input:100-240Vac,50/60Hz, Output:42Vdc,2A

1 Year Limited Hardware Warranty

SWAGTRON® offers a ONE YEAR limited warranty covering the hardware of SWAGTRON® Hands Free Smart Board (“Product”), limited to those residing in the 50 US States and Canada. This warranty gives you specific legal rights and you may also have other rights which vary from state to state.

SWAGTRON® warrants the Product to be free from defects in materials and workmanship under normal use for one (1) year, as sold to the original purchaser, from the date of retail purchase by the original end-user purchaser. If a hardware defect arises and a valid claim is received within the warranty period, at its option and to the extent permitted by law, SWAGTRON® will: (1) repair the hardware defect by using new or refurbished parts that are equivalent to new in performance and reliability; or (2) exchange the product with a product that is new or refurbished, that is substantially equivalent to the original product. This warranty is for replacement for like-items only and does not cover items out of production if the company no longer stocks them. This warranty is not assignable or transferable. The original purchaser may call the SWAGTRON® toll-free number at 1-844-299-0625 for service request.

Upon SWAGTRON®’s replacement or repair of a Product under warranty, the original end-user purchaser will have the remaining warranty under the original warranty period (without any postponement during repair or replacement). When a product or part is exchanged, any replacement item becomes your property and the replaced item becomes SWAGTRON®’s property. Important: Do not disassemble the Product. Disassembling the Product will void this warranty. Only SWAGTRON® or a party expressly authorized by SWAGTRON® should perform service on this Product.

This warranty only covers technical hardware defectiveness during the warranty period and under normal use conditions. SWAGTRON® does not warrant uninterrupted or error-free operation of this Product. This Warranty does not apply to damages or circumstances, such as, but not limited to:

- (a) Damage that is caused by conditions, malfunctions, or damage not resulting in from defects in material or workmanship. These conditions include, but are not limited to, road hazard, accidents, and improper operation or maintenance;
- (b) Product has been tampered with, repaired and/or modified by non-authorized personnel;
- (c) Obsolescence;
- (d) Damage (accidental or other) to the Product that is cosmetic, meaning damage that does not impact the operation and functioning of the Product, such as without limitation to rust, change in color, texture or finish, wear and tear, scrapes, scratches, dents, cracks, or gradual deterioration;

- (e) Damage to the Product caused by war, terrorism, fire, accident, natural disaster, intentional or accidental misuse, abuse, neglect or improper maintenance, use under abnormal conditions, accidental drops, abuse or fire;
- (f) Damage to the Product caused by an external electrical fault, surge, or any electrical anomaly;
- (g) Any contamination, condition or other circumstance, which SWAGTRON®, in its sole discretion, considers a danger to health and safety, including, but not limited to any contact between the Product and a biohazard, bodily fluids, infectious materials/substance, chemicals, hazardous substances, diseases, radiation, or other;
- (h) Fraud, theft, misplacement, unexplained disappearance, or willful acts.

Limitation of Liability

In no event shall SWAGTRON® be liable for any incidental, indirect, special or consequential damages or liabilities (including but not limited to incidental or consequential damages for loss of time, inconvenience, loss of use of product, or any other consequential or incidental loss) in connection with the purchase, use, or operation of the product. SWAGTRON® is not liable for property damage, personal injury, or death.

TO THE EXTENT PERMITTED BY LAW, THIS WARRANTY AND THE REMEDIES SET FORTH ABOVE ARE EXCLUSIVE AND IN LIEU OF ALL OTHER WARRANTIES, REMEDIES AND CONDITIONS, WHETHER ORAL, WRITTEN, STATUTORY, EXPRESS OR IMPLIED. AS PERMITTED BY APPLICABLE LAW, SWAGTRON® SPECIFICALLY DISCLAIMS ANY AND ALL STATUTORY OR IMPLIED WARRANTIES, INCLUDING, WITHOUT LIMITATION, WARRANTIES OF MERCHANTABILITY, FITNESS FOR A PARTICULAR PURPOSE, AND WARRANTIES AGAINST HIDDEN OR LATENT DEFECTS. IF SWAGTRON® CANNOT LAWFULLY DISCLAIM STATUTORY OR IMPLIED WARRANTIES THEN TO THE EXTENT PERMITTED BY LAW, ALL SUCH WARRANTIES SHALL BE LIMITED IN DURATION TO THE DURATION OF THE EXPRESS WARRANTY AND TO THE REPAIR OR REPLACEMENT SERVICE AS DETERMINED BY SWAGTRON® IN ITS SOLE DISCRETION. NO RESELLER, AGENT, OR EMPLOYEE IS AUTHORIZED TO MAKE ANY MODIFICATION, EXTENSION, OR ADDITION TO THIS WARRANTY. IF ANY TERM(S) IS HELD ILLEGAL OR UNENFORCEABLE, THE LEGALITY AND ENFORCEABILITY OF THE REMAINING TERMS SHALL NOT BE AFFECTED OR IMPAIRED.

EXCEPT AS PROVIDED IN THIS WARRANTY AND TO THE MAXIMUM EXTENT PERMITTED BY LAW, SWAGTRON® IS NOT RESPONSIBLE FOR DIRECT, INDIRECT, SPECIAL, INCIDENTAL OR CONSEQUENTIAL DAMAGES RESULTING FROM ANY BREACH OF WARRANTY OR CONDITION OR PERFORMANCE OF THE PRODUCT, OR UNDER ANY OTHER LEGAL THEORY, INCLUDING BUT NOT LIMITED TO LOSS OF USE; LOSS OF REVENUE; LOSS OF ACTUAL OR ANTICIPATED PROFITS (INCLUDING LOSS OF PROFITS ON CONTRACTS); LOSS OF THE USE OF MONEY; LOSS OF ANTICIPATED SAVINGS; LOSS OF BUSINESS; LOSS OF OPPORTUNITY; LOSS OF GOODWILL; LOSS OF REPUTATION; LOSS OF, DAMAGE TO, COMPROMISE, OR CORRUPTION OF DATA; OR ANY INDIRECT OR CONSEQUENTIAL LOSS OR DAMAGE HOWSOEVER CAUSED INCLUDING THE REPLACEMENT OF EQUIPMENT AND PROPERTY, ANY COSTS OF RECOVERING, PROGRAMMING OR REPRODUCING ANY PROGRAM OR DATA STORED IN OR USED WITH THE PRODUCT AND ANY FAILURE TO MAINTAIN THE CONFIDENTIALITY OF DATA STORED ON THE PRODUCT. THE FOREGOING LIMITATION SHALL NOT APPLY TO DEATH OR PERSONAL INJURY CLAIMS, OR ANY STATUTORY LIABILITY FOR INTENTIONAL AND GROSS NEGLIGENT ACTS AND/OR OMISSIONS. SWAGTRON® DISCLAIMS ANY REPRESENTATION THAT IT WILL BE ABLE TO REPAIR ANY PRODUCT UNDER THIS WARRANTY OR MAKE A PRODUCT EXCHANGE, AND IS UNABLE TO RECOVER ANY USER SOFTWARE OR DATA ON THE DEVICE.

SWAGTRON®